

## Appendix B - Smoking Bylaw Consultation

From February 24 to March 16, 2017, an online survey was available on Regina.ca/smoking. The survey was one of three means for the City to receive feedback from residents on outdoor smoking. The number of respondents far exceeded expectations and was the highest number of surveys completed in recent memory as follows:

- 9,449 completed surveys
- 11,000 submitted surveys
- 4,302 comments received
- 86 per cent completion rate
- just over 19 minutes to complete

About 80 per cent of respondents are long-term Regina residents (more than 10 years), from all areas of the City, including 1,228 identifying as being from central Regina. Respondents were also a wide range of ages, including 6.7 per cent 18-24 and 24.8 per cent 25-34 (the largest group). The gender breakdown included 59 per cent identifying as female and 38 per cent as male.

### Do you identify as a:

Response	Chart	Percentage	Count
Smoker		14.4%	1558
Non-smoker		56.7%	6117
Former smoker		23.6%	2546
Prefer Not to Answer		3.2%	340
Other		2.1%	229
		<b>Total Responses</b>	<b>10790</b>

### Select your gender:

Response	Chart	Percentage	Count
Male		37.5%	3572
Female		59.0%	5615
Prefer not to answer		3.3%	314
		0.2%	19
		<b>Total Responses</b>	<b>9520</b>

**Please select your age range:**

Response	Chart	Percentage	Count
Under 18		0.6%	58
18-24		6.7%	607
25-34		24.8%	2257
35-44		22.9%	2090
45-54		18.5%	1684
55-64		16.8%	1535
65 and over		8.3%	759
Prefer Not to Answer		1.4%	126
		<b>Total Responses</b>	<b>9116</b>

**Now, when you think about smoking and the Smoking Bylaw, which issues do you think should be prioritized? Please rank each of the following issues:**

	Most Important	Second	Third	Fourth	Fifth	Sixth	Seventh	Least Important	Total Responses
Public health (second hand smoke)	5994 (60.8%)	1650 (16.7%)	583 (5.9%)	426 (4.3%)	302 (3.1%)	246 (2.5%)	211 (2.1%)	441 (4.5%)	9853
Youth smoking prevention	4012 (40.6%)	3637 (36.8%)	1037 (10.5%)	457 (4.6%)	260 (2.6%)	158 (1.6%)	150 (1.5%)	176 (1.8%)	9887
Environmental factors (reducing litter)	1208 (12.3%)	1352 (13.8%)	2725 (27.8%)	1563 (15.9%)	1005 (10.3%)	680 (6.9%)	585 (6.0%)	685 (7.0%)	9803
Enforcement and associated costs	902 (9.2%)	765 (7.8%)	1189 (12.2%)	1941 (19.9%)	1619 (16.6%)	1262 (12.9%)	943 (9.7%)	1136 (11.6%)	9757
Fire prevention	1203 (12.3%)	790 (8.1%)	1226 (12.5%)	1730 (17.7%)	2038 (20.9%)	1262 (12.9%)	851 (8.7%)	672 (6.9%)	9772
The right to smoke outside	1771 (18.0%)	671 (6.8%)	497 (5.1%)	459 (4.7%)	477 (4.9%)	726 (7.4%)	795 (8.1%)	4427 (45.1%)	9823
Economic impact on businesses	695 (7.1%)	653 (6.7%)	670 (6.8%)	878 (9.0%)	985 (10.1%)	1561 (16.0%)	2411 (24.6%)	1930 (19.7%)	9783

Restrictions as a motivator for smokers to quit or cutback	987 (10.1%)	705 (7.2%)	1176 (12.0%)	1056 (10.8%)	1008 (10.3%)	1280 (13.0%)	1371 (14.0%)	2237 (22.8%)	9820
--	----------------	---------------	-----------------	-----------------	-----------------	-----------------	-----------------	-----------------	------





## Tobacco Alternatives

	Treat the same	Treat differently	Not sure	Total Responses
E-cigarettes	6981 (71.0%)	2108 (21.5%)	738 (7.5%)	9827
Vapourizers	6798 (69.2%)	2218 (22.6%)	803 (8.2%)	9819
Hookah (water pipes)	6568 (66.9%)	2026 (20.7%)	1217 (12.4%)	9811






## Do you think the Smoking Bylaw should regulate the locations where the following items can be used?

	Yes	No	Not sure	Total Responses
Cigarettes	7923 (80.5%)	1767 (18.0%)	147 (1.5%)	9837
Cigars	8042 (81.9%)	1599 (16.3%)	177 (1.8%)	9818
Pipes	7927 (80.8%)	1633 (16.6%)	249 (2.5%)	9809
Hookah or Water Pipes	6925 (70.7%)	1873 (19.1%)	997 (10.2%)	9795
Electronic Cigarettes (E-Cigs)	6560 (66.9%)	2510 (25.6%)	742 (7.6%)	9812
Vapourizers (Vapes)	6511 (66.4%)	2493 (25.4%)	795 (8.1%)	9799
Other smoking products or substances (e.g. marijuana)	8090 (82.5%)	1280 (13.0%)	442 (4.5%)	9812






## On average, how often do you dine out or frequent restaurants/bars in Regina?

Response	Chart	Percentage	Count
Once a week		44.7%	4389
1-3 times per month		40.5%	3978
Less than once per month		13.5%	1326
Haven't dined out in the last year		1.3%	123
		<b>Total Responses</b>	<b>9816</b>

Several cities and provinces require outdoor patios of restaurants and bars to be smoke-free. Currently, Regina does not have this requirement. How strongly would you support or oppose a City of Regina bylaw that would make these outdoor patios smoke-free?

Response	Chart	Percentage	Count
Strongly oppose		21.5%	2066
Somewhat oppose		5.2%	501
Neutral		4.1%	393
Somewhat support		4.6%	438
Strongly support		64.3%	6178
Not Sure		0.3%	25
		<b>Total Responses</b>	<b>9601</b>

When choosing a restaurant or bar with an outdoor patio, how likely or unlikely are you to avoid an establishment that allows smoking?







Response	Chart	Percentage	Count
Very likely to avoid		49.4%	4747
Somewhat likely to avoid		14.2%	1365
Neutral		9.0%	864
Somewhat unlikely to avoid		2.9%	281
Very unlikely to avoid		24.0%	2306
Not Sure		0.4%	40
		<b>Total Responses</b>	<b>9603</b>

Should these public places be made smoke-free in the Smoking Bylaw? (In Regina, most City facilities already disallow smoking inside the fences of public pools, athletic fields and other recreational areas but the current bylaw does not legislate that ban.)

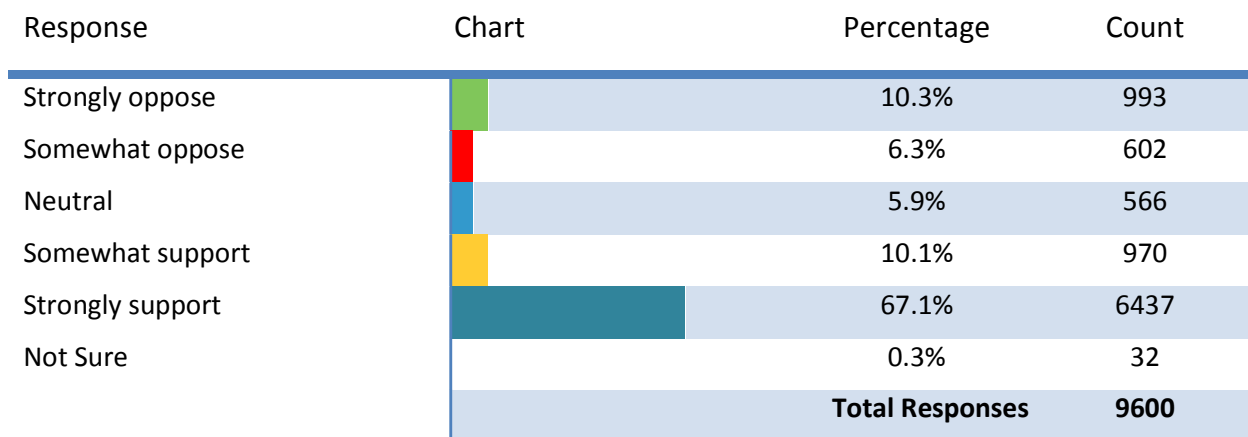
	Yes	No	Unsure	Total Responses
Outdoor patios of restaurants or bars	6620 (68.9%)	2703 (28.1%)	282 (2.9%)	9605
Playgrounds	8517 (88.7%)	859 (8.9%)	228 (2.4%)	9604
Parks (e.g. Douglas Park, Rothwell Park, etc)	6254 (65.2%)	2722 (28.4%)	612 (6.4%)	9588
Playing fields (e.g. soccer fields, baseball diamonds)	7440 (77.5%)	1798 (18.7%)	358 (3.7%)	9596

Golf courses	5167 (53.9%)	3225 (33.6%)	1197 (12.5%)	9589
Skateboard parks	7409 (77.4%)	1603 (16.7%)	566 (5.9%)	9578
Spray pads	8341 (87.0%)	927 (9.7%)	319 (3.3%)	9587
Outdoor swimming pools	8424 (87.9%)	1027 (10.7%)	135 (1.4%)	9586
Picnic areas	6490 (67.8%)	2580 (26.9%)	509 (5.3%)	9579
Outdoor markets (e.g. farmer's markets)	7391 (77.1%)	1817 (18.9%)	382 (4.0%)	9590
Outdoor festivals (e.g. FolkFest)	6388 (66.6%)	2682 (28.0%)	517 (5.4%)	9587
Exhibitions/fairs (e.g. Agribition, Queen City Ex)	6326 (66.0%)	2668 (27.8%)	587 (6.1%)	9581
Spectator sports	7395 (77.2%)	1704 (17.8%)	475 (5.0%)	9574
Walking/hiking trails	5402 (56.4%)	3325 (34.7%)	847 (8.8%)	9574
City-owned/operated/leased property where the public gathers	6567 (68.5%)	2196 (22.9%)	824 (8.6%)	9587

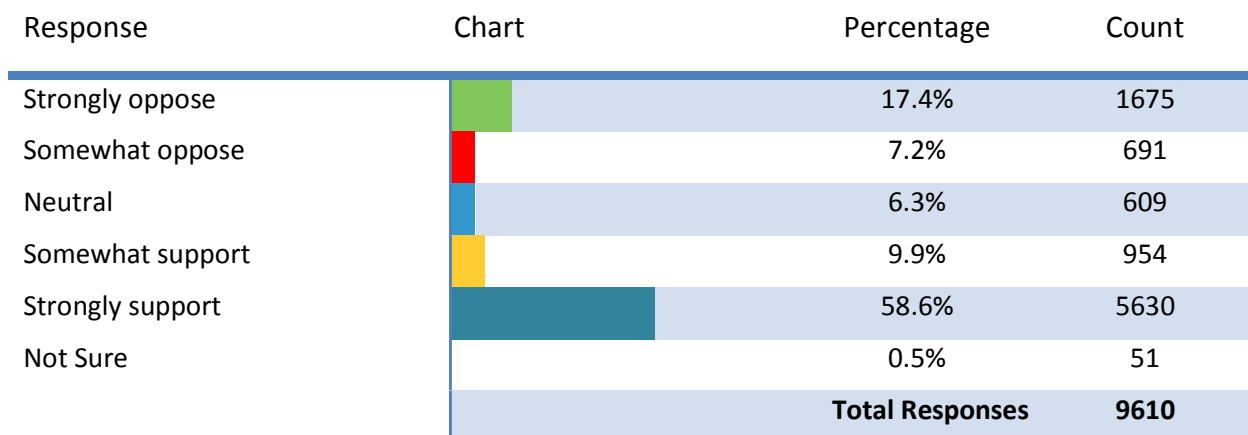
**Now we want your opinion on smoking in other outdoor places. In some municipalities, parks, playgrounds and splash-pads are smoke-free. Currently, Regina does not have this requirement. How strongly would you support or oppose a City of Regina bylaw that would make public parks and playgrounds smoke-free?**

Response	Chart	Percentage	Count
Strongly oppose		10.7%	1025
Somewhat oppose		6.6%	633
Neutral		5.1%	487
Somewhat support		9.3%	897
Strongly support		67.9%	6518
Not Sure		0.4%	38
		<b>Total Responses</b>	<b>9598</b>

In some municipalities, athletic fields (i.e. soccer fields, baseball diamonds, bleachers/fixed seating) are smoke-free. Currently, Regina does not have this requirement. How strongly would you support or oppose a City of Regina bylaw that would make such spaces smoke-free?



Some cities have expanded their Smoking Bylaw to include a smoking-ban on city-owned/operated/leased property used for public gatherings (i.e. festivals and concerts in Victoria Park, exhibition grounds). Currently, Regina does not have this requirement. How strongly would you support or oppose a City of Regina bylaw that would make spaces smoke-free?



## Considering all factors, how supportive would you be of revising Regina's Smoking Bylaw?

Response	Chart	Percentage	Count
Very supportive		64.7%	6205
Somewhat supportive		8.6%	823
Neutral		4.2%	407
Somewhat unsupportive		5.6%	542
Very unsupportive		16.2%	1550
Not sure		0.7%	69
		<b>Total Responses</b>	<b>9596</b>

## Are any members of your household under 18 years of age?

Response	Chart	Percentage	Count
Yes		36.6%	3468
No		61.0%	5782
Prefer not to answer		2.3%	221
		<b>Total Responses</b>	<b>9471</b>

## How many years have you resided in Regina?

Response	Chart	Percentage	Count
Less than two years		2.6%	250
2 - 5 years		7.3%	693
6 - 9 years		6.6%	625
10 years or more		79.8%	7599
Prefer not to answer		3.7%	350
		<b>Total Responses</b>	<b>9517</b>

## What is your household income?

Response	Chart	Percentage	Count
Less than \$30,000		3.3%	318
\$30,000 to just under \$45,000		5.1%	489
\$45,000 to just under \$60,000		7.4%	702
\$60,000 to just under \$75,000		7.1%	673
\$75,000 to just under \$90,000		8.7%	827
\$90,000 to just under \$105,000		8.4%	803
\$105,000 and over		33.6%	3198
Prefer Not to Answer		26.4%	2510
		<b>Total Responses</b>	<b>9520</b>

## In what area of the City do you reside?

Response	Chart	Percentage	Count
Northwest		31.0%	2951
Southwest		15.3%	1459
Central		12.9%	1228
Northeast		7.4%	704
Southeast		22.7%	2160
Prefer not to answer		10.7%	1017
		<b>Total Responses</b>	<b>9519</b>



## Open-ended Comments

The Administration received 4302 survey comments and 48 emails related to the smoking bylaw review. Given the volume of feedback submitted, the Administration conducted a cursory scan of a sample of the total comments to identify general issues and concerns raised by the public. Themes (or categories) were identified through a preliminary review. Once general themes were established, 2169 comments (50%) were read by a team of 12 reviewers assembled from internal City staff. The reviewers were instructed to code comments under the themes identified in the table below. Depending on the content, a comment may have been coded under more than one theme. Reviewers were instructed to earmark comments containing identifiable personal information or profanity.

It is important to note this approach lacks scientific rigour and was intended only to provide a high-level summary. Information drawn from this cursory review should be considered supplemental to the survey data.

General Theme	# of Comments
<b>Bylaw Changes to Smoking Restrictions</b>	
Restrict More	948
Restrict Less	173
Maintain Status Quo	359
<b>Key Concerns</b>	
Public Health	404
Children - Exposure	389
Enforcement	250
Litter	161
Effort/money misplaced	154
No right to legislate	128
Lagging behind other jurisdictions	123
Hospital health	104
Service industry health	38
<b>Vaping regulations</b>	
Should treat the same (as smoking)	77
Should treat differently	61
<b>Tobacco Alternatives</b>	
Should treat the same (as tobacco)	59
Should treat differently	20
<b>Designated Smoking Areas</b>	
In favour	256
Opposed	93
<b>Open Spaces/Walking Trails</b>	
Restrict	131
Don't restrict	114